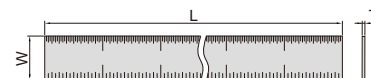


RIGID RULES

- 4R graduation
- Made of stainless steel
- Non-glare surface



7126-6



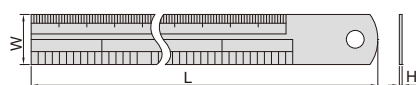
Part No.	Range (L)	Graduation	Accuracy	W	T
7126-6	6"	1/64" and 1/32" on front face, 1/16" and 1/8" on back face	±.003"	.748"	.039"
7126-12	12"	1/64" and 1/32" on front face, 1/16" and 1/8" on back face	±.004"	.984"	.039"
7126-24	24"	1/64" and 1/32" on front face, 1/16" and 1/8" on back face	±.006"	1.102"	.047"

ATTENTION:
BASIC MODEL



7110-300

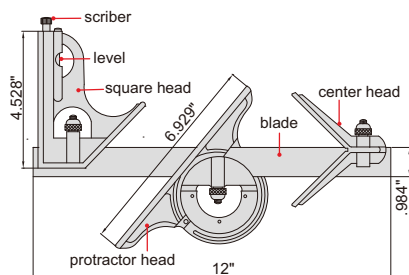
STEEL RULES



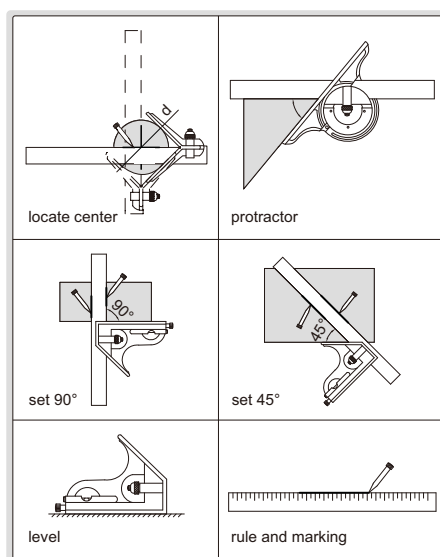
- Graduation: 1/64", 1/32", 1/16", 0.5mm, 1mm
- Semi-flexible rules
- Made of stainless steel
- Non-glare surface

Part No.	Range	Accuracy	L	W	H	Remark
7110-150	6"/150mm	±.006"	6.693"	.709"	.039"	graduation on front and back
7110-200	8"/200mm	±.006"	8.661"	.709"	.039"	graduation on front and back
7110-300	12"/300mm	±.006"	12.992"	.984"	.039"	graduation on front and back
7110-3001	12"/300mm	±.006"	12.795"	1.181"	.039"	graduation on front and back
7110-500	20"/500mm	±.006"	20.866"	1.181"	.047"	graduation on front and back
7110-600	24"/600mm	±.008"	24.803"	1.181"	.047"	graduation on front and back
7110-1000	40"/1000mm	±.008"	40.945"	1.260"	.059"	graduation on front and back
7110-1200	48"/1200mm	±.009"	48.819"	1.378"	.071"	graduation on front
7110-1500	60"/1500mm	±.010"	61.024"	1.496"	.071"	graduation on front
7110-2000	80"/2000mm	±.012"	81.299"	1.575"	.079"	graduation on front

COMBINATION SQUARE SETS



- Center head (made of cast iron):
To locate center of cylinder with diameter (d): 1.181" DIA-3.937" DIA
Accuracy: ±.006"
- Protractor head (made of cast iron):
To set the blade at desired angle to an edge of a workpiece, and can be used to measure angles
Range: 0-180°, accuracy: ±7min.
- Square head (made of cast iron):
To set the blade at 90° or 45° to an edge of a workpiece
Accuracy: ±8min for 90° square,
±10min for 45° square
- Optional accessory: rigid rule (part no. 7113)



2278-2



2278-3



2278-180

Part No.	Remark	Blade range	Blade graduation
2278-2	2-piece set	12"/300mm	1/32" and 0.5mm on front face, 1/64" and 1mm on back face
2278-2E	2-piece set	12"	1/8" and 1/16" on front face, 1/32" and 1/64" on back face
2278-3	3-piece set	12"/300mm	1/32" and 0.5mm on front face, 1/64" and 1mm on back face
2278-3E	3-piece set	12"	1/8" and 1/16" on front face, 1/32" and 1/64" on back face
2278-180	4-piece set	12"/300mm	1/32" and 0.5mm on front face, 1/64" and 1mm on back face
2278-180E	4-piece set	12"	1/8" and 1/16" on front face, 1/32" and 1/64" on back face